

PageTek 2

Multi-zone programmable
paging system

features

- Fully programmable zoned input UHF transmitter
- 4 zone and 8 zone versions
- All inputs configurable as dry contact or voltage input
- Mains powered and 12V DC models
- Ranges of up to 1 mile with standard 1/4 wave aerial
- All parameters PC programmable



PageTek 2
Mains model

PageTek 2 is an exceptionally flexible programmable UHF POCSAG transmitter, available as either 4 zone or 8 zone models, which will automatically send messages direct to radio pagers and signal to fixed receivers, when activated. The unit can be triggered by using the normally open or normally closed zone inputs on a volt free basis, or by the application or removal of voltages (in the range 5-14V dc). The mains powered system is available with optional battery back-up to cover in the event of mains failure.

Why UHF?

UHF frequencies provide an incredibly high degree of reliability in terms of signalling success within an industrial environment, whilst using very small unobtrusive aerials. The PageTek 2 uses POCSAG, the same digital signalling systems employed by most wide area paging systems, which is accepted to be amongst the most sophisticated and reliable in the world.

Programming

Programmability was the key word in the design of these systems and just about every conceivable parameter can be set using the PageTek Programmer kit, which comes with software and serial cable to run on any PC. All of the parameters can then be adjusted within their prescribed ranges to suit the individual application of the system.

Multiple transmitters can be deployed in various locations to automatically send messages both to portable pagers and fixed logging or telemetry receivers, when triggered. Messages to pagers can be automatically repeated, depending on the clients' selection criteria. Upon activation, each zone or input, will send a pre-programmed message to the pager(s), with the option of sending a secondary message upon resetting to its original state. The originating message may be programmed to go to one pager, or a group of pagers, whereas the reset message may be programmed to go to entirely different individuals or groups, allowing maximum flexibility of configuration.

The trigger time to the zone can be adjusted to suit application requirements, and the zones can be programmed to be interrelated via the customisation software. For example, Zone 1 could be set to activate or deactivate the system, and other zones could be told only to generate a signal when Zone 1 was in its activated state; whilst further zones could be told to generate signals upon being triggered, irrespective of the condition of Zone 1.

Activation time delays can also be expressed for both operational states, enabling you to create your own event driven program to

PageTek 2 mains transmitter



Plant monitoring



Security/Fire



suit your specific application. The unit can provide tamper inputs and test calls which can be directed to designated pagers, or sent directly to a mains logging receiver.

The 12-14v DC version of this transmitter is perfectly suited to primary cell or lead acid battery operation, as the standby current can be set to operate below 300 micro amps. The unit will automatically monitor its supply voltage and in the event that this falls below a programmable range minimum, the transmitter will send warning messages. A programmable, selectable, open collector output switch is provided for timed activation of sounders etc.

PC Programmable Functions

- Individual Zone States (normally open, normally closed or change of state)
- Voltage Input Triggers (5-14V)
- Transmission Delay
- Delay between transmission and local output (open collector)
- Local output ("On" time)
- Identity code (capcode) for each zone and each state.
- Preformed text messages, either numeric or alphanumeric.
- Low Battery Signal
- Automatic reset
- Test call period
- Interaction between zones
- Tamper zone

Performance

A standard quarter wave aerial will provide more than adequate performance for most industrial sites and buildings well in excess of 100,000 sq ft or a free radiated range of up to a mile.

Performance can be improved with a centre fed half wave dipole aerial, mounted either inside or outside the building at a more elevated height.

Pagers - General

A wide range of flexible pagers exist that can be tailored to meet your exact requirements. Pagers can feature a full alphanumeric display, top or side read numeric display or literally be as simple as a beep or vibrate only pager. Many of the pagers that we now supply are available with advanced software control, enabling them to be programmed in a specific mode which the user cannot change (e.g. to prevent the user from accidentally switching the pager off, or to lock the pager in vibrate mode, so that a deaf person can always detect a call). These pagers can also be programmed over the air, for example to switch off a group of pagers or to delete all the messages in the pagers, even to reprogram the pagers with a new capcode. Please see specific pager brochures on the wide range of pagers available to suit these systems.

Telemetry/Telecommand Receivers

These receivers will operate outputs, either relays or open collectors. Outputs can be set to be momentary or latched, and can be unlatched or reset by further transmissions. See the brochures covering these products for more information or ask our technical sales team.

Monitoring Receivers

A logging receiver can also be applied to any system, which will automatically monitor activity from any number of transmitters and output the data on its serial port. See separate receiver brochures for further details.

Programming and Product Related Services

A range of standard program settings are available from stock, together with a bespoke service, and terminal software is available for customers who wish to undertake their own programming.

Flexible multi-zone programmable paging system

MAINS MODEL

Footprint: (H)* 328 x (W) 190 x (D) 78 mm
[*496 mm with 1/4 wave antenna]

Wall mounting centres: (H) 273.5 x (W) 152 mm. Hole dia. 4.75 mm

Clearance: allow minimum 200 mm clearance top & bottom

Power Input: 90-230V ac 50-60 Hz @ 250mA

Facilities required: 230V ac 13A mains socket or 5A fused spur within 1 metre of unit.

DC MODEL

Footprint: (H)* 185 x (W) 140 x (D) 42 mm
[*335 mm with 1/4 wave antenna]

Wall Mounting centres: (H) 130 x (W) 110 mm. Hole dia. 4.75 mm

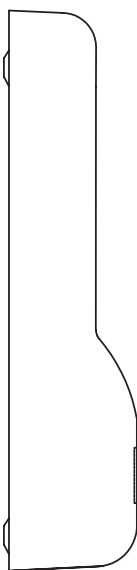

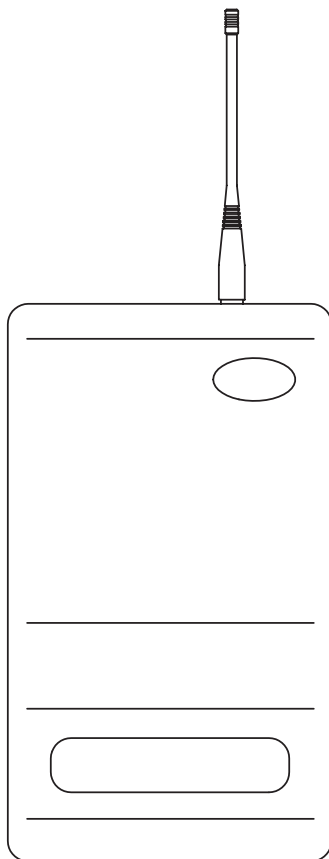
Clearance: allow 150 mm top & bottom

Power Input: 12V-14V dc @ 0.5A

ALL MODELS

Approvals: CE marked and compliant with the R&TTE Directive 1999/5/EC.

Standards applied: EN 300 224 (On-Site Radio Paging) EN 301 489 (EMC) and EN 60950 (Safety).



PageTek 2
Mains model

The forerunner of this product, the Scope PageTek SCPUHF (non-programmable), will also continue to be manufactured to support simple applications and existing customer systems.

Other Special Requirements

Our customers are the driving force behind our business and our aim is to provide the most reliable, cost-effective and safe solutions to all their special requirements. Call us to find out how we can tailor a system to meet your individual needs.



PageTek 2
DC model



Scope Communications UK Ltd
Quantum House
Steamer Quay
Totnes, Devon, TQ9 5AL
England

Tel: +44 (0)1803 860700
Fax: +44 (0)1803 863716
Website: www.scope-uk.com
Email: sales@scope-uk.com

Licensing: this equipment may require a license for operation in the UK.
Our sales team will provide details and the relevant forms.

© Scope Communications UK Ltd. All specifications subject to change. E & OE.